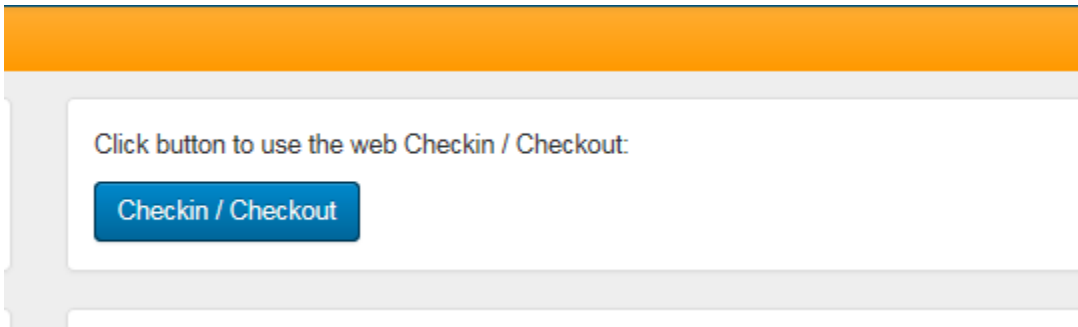


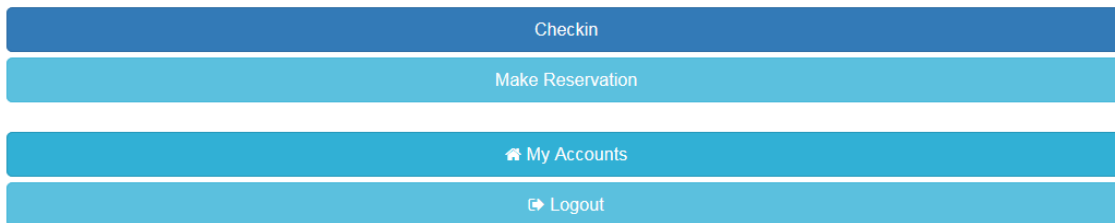
Check in and Checkout

Log into your iSportsman Portal, on your home screen there will be a Check in/ Checkout button. This is the button you will use to check into hunt, fish and other activities, the same button is used to checkout.



Check in is used to check into an activity and out of activity
Make Reservation (*not available at all Facilities*) can be made 24 hours in advance
My Accounts will take you back to the home screen

Welcome iSportsman Checkin / Checkout



Click on Check-in you will only see the activities that you have a permit for, if you want to go waterfowl hunting but the activity is not listed most likely you do not have a waterfowl permit.

iSportsman Checkin / Checkout

Select Activity

Camping Spots Remaining: 27
Deer Archery Spots Remaining: 10
Deer Rifle Spots Remaining: 5
Fishing Spots Remaining: 27

Start Over Cancel Checkin

After Selecting the activity and area you would like to check into remember to click on [Confirm Check in](#) (if you do not click on the button you are not check in)

iSportsman Checkin / Checkout

Confirmation Required

Checkin Time Now

Activity Deer Archery

Specific Location B

Confirm Checkin

Cancel

After clicking on Confirm Check-in the next screen will give you the date and time you check-in and it will say Check-in Finished

iSportsman Checkin / Checkout

Checkin finished

Checkin Time 11/18/2019 11:08 AM

Activity Exterior Waterfowl Hunting

Area Exterior Blinds or Markers

Specific Location 21WM4

Acknowledgments Occupancy Protocol Rule
Waterfowl Hunting "Check In" Procedure

Don't forget to Checkout before 11/18/2019 05:54 PM ⌚

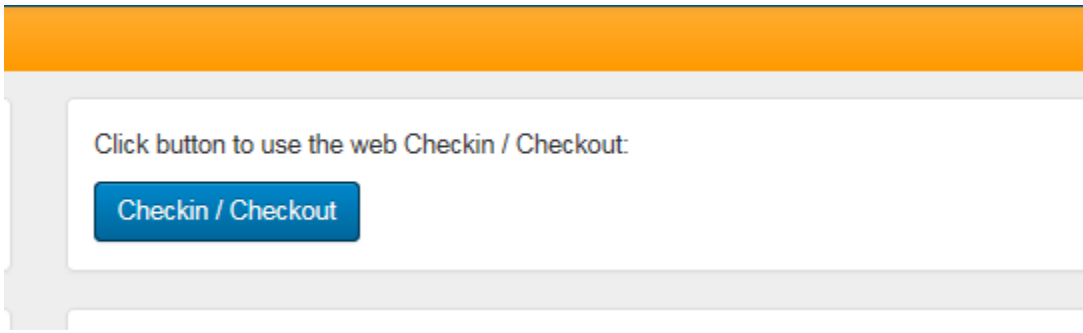
Checkin

🏠 My Account

👉 Logout

You do not have to remain on this screen during your recreation, you can logout, it will not check you out of the area.

When you are ready to checkout, log back in and click the check-in /checkout button



Select the red Checkout button

Welcome iSportsman Checkin / Checkout

12 minutes ago @ 11/18/19 11:08 AM Checkout

Activity Exterior Waterfowl Hunting

Area Exterior Blinds or Markers

Location 21WM4

[🏠 My Accounts](#)

[🚪 Logout](#)

Not all facilities require you to record the animals you collect; any facility that requires your harvest information is regulated by the state, to keep track of the type of animals hunted each year, to ensure that hunting can continue at the facility. Please fill out any and all information as accurately as possible.

iSportsman Checkin / Checkout

Select Game Harvested

Did you catch or collect any harvest?

Yes No

[Start Over](#) [Cancel Checkout](#)